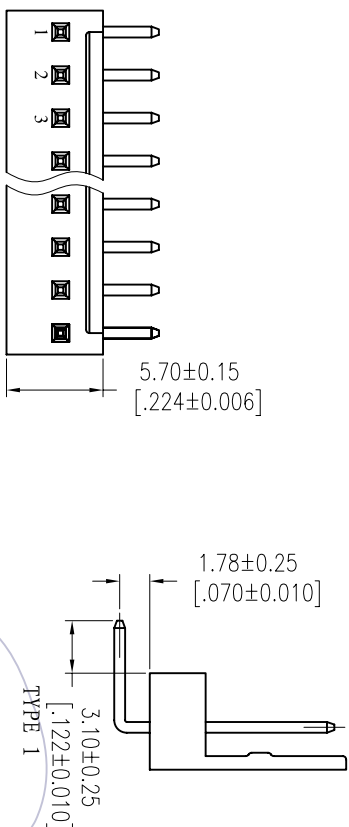


HSP

NOTES:

Current Rating:3.0A
 Contact Resistance:20mΩ Max
 Withstand Voltage:1000V AC/DC
 Insulation Resistance:1000MΩ Min
 Operation Temperature:-25℃ to +85℃

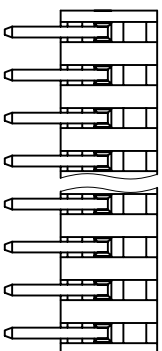
Contact Material:Brass
 Contact plating:Au Or Sn Over Ni
 Insulator Material:PA66+25%G.F (UL94V-0)
 PA46+30%G.F (UL94V-0)



Ordering Information

WF2541 -WR XX X 0 X

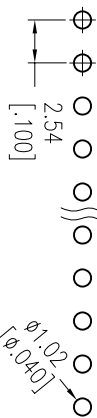
No. of pins Contact Plating Color Packing
 02-20P SP=Gold Flash/Tin B=Black 1=Type 2
 H=PA46 S=10% Cold/Tin E=Beige
 S=15% Cold/Tin V=White 2=Type 1
 Blank=PA66 SS=30% Cold/Tin T=Natural
 GQ=Gold Flash
 G3=10% Cold
 G4=15% Cold
 G5=30% Cold
 Blank=Tin



Specification & Ordering Information:

Circuit	Part No.	Dimension		Q'Ty/ bag
		A	B	
02	WF2541-WR02EOX	2.54	5.08	1,000
03	WF2541-WR03EOX	5.08	7.62	1,000
04	WF2541-WR04EOX	7.62	10.16	1,000
05	WF2541-WR05EOX	10.16	12.70	500
06	WF2541-WR06EOX	12.70	15.24	500
07	WF2541-WR07EOX	15.24	17.78	500
08	WF2541-WR08EOX	17.78	20.32	500
09	WF2541-WR09EOX	20.32	22.86	400
10	WF2541-WR10EOX	22.86	25.40	400
11	WF2541-WR11EOX	25.40	27.94	300
12	WF2541-WR12EOX	27.94	30.48	300
13	WF2541-WR13EOX	30.48	33.02	300
14	WF2541-WR14EOX	33.02	35.56	300
15	WF2541-WR15EOX	35.56	38.10	200
16	WF2541-WR16EOX	38.10	40.64	200
17	WF2541-WR17EOX	40.64	43.18	200
18	WF2541-WR18EOX	43.18	45.72	200
19	WF2541-WR19EOX	45.72	48.26	200
20	WF2541-WR20EOX	48.26	50.80	200

Recommended P.C.B Layout(Top Side)
 (PCB BOARD TOLERANCE±0.05)



REV	DATE	MODIFICATION DESCRIPTION	CHANGE	OPERATION	DRAW	DATE	SCALE	FIT	PART NO.
AO	2012/09/08	NEW		XX ±0.40	Tang	2012/09/08	mm A4	1/1	SEE TAB
				XXX ±0.25	CHECK				TITLE: "M"TYPE 2.54 Wafer 90°
				XXX ±0.15					Customer NO.
				Angle ± 3'	APPROVE				
				DIM TOL					

WCON

WCON-Dongguan Tel: +86 769 85358920
 WCON-Kunshan Tel: +86 512 57468408
 Http: www.wcon.com
 Fax: +86 769 85358915
 Fax: +86 512 57468468
 E-mail: sales@wcon.com
 E-mail: sales@wcon.com