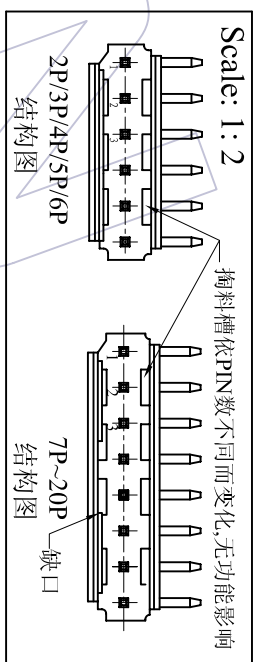
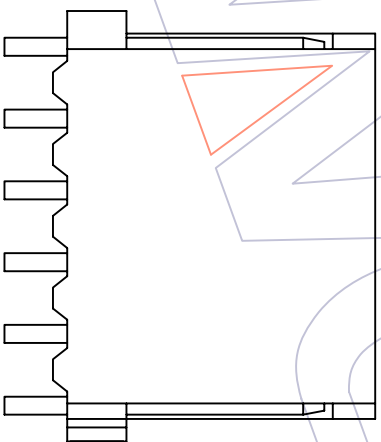
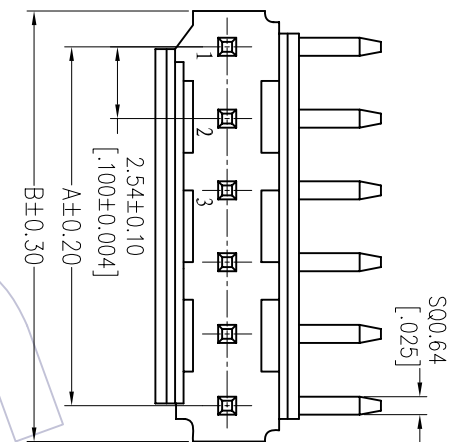


HSP

Recommended P.C.B Layout(Top Side)
(PCB BOARD TOLERANCE±0.05)

NOTES:
Rated Current: 3.0AMP
Contact Resistance: 20mΩ max
Withstand Voltage: 1000V AC/DC
Insulation Resistance: 1000MΩ min
Operation Temperature: -25°C to +85°C

Contact Material: Brass
Contact plating: Au Or Sn Over Ni
Insulator Material: PA66(UL94V-0)



Specification & Ordering Information:

Circuit	Part No.	Dimension	
		A	B
02	WF2547-1WR02XX1	2.54	5.08
03	WF2547-1WR03XX1	5.08	7.62
04	WF2547-1WR04XX1	7.62	10.16
05	WF2547-1WR05XX1	10.16	12.70
06	WF2547-1WR06XX1	12.70	15.24
07	WF2547-1WR07XX1	15.24	17.78
08	WF2547-1WR08XX1	17.78	20.32
09	WF2547-1WR09XX1	20.32	22.86
10	WF2547-1WR10XX1	22.86	25.40
11	WF2547-1WR11XX1	25.40	27.94
12	WF2547-1WR12XX1	27.94	30.48
13	WF2547-1WR13XX1	30.48	33.02
14	WF2547-1WR14XX1	33.02	35.56
15	WF2547-1WR15XX1	35.56	38.10
16	WF2547-1WR16XX1	38.10	40.64
17	WF2547-1WR17XX1	40.64	43.18
18	WF2547-1WR18XX1	43.18	45.72
19	WF2547-1WR19XX1	45.72	48.26
20	WF2547-1WR20XX1	48.26	50.80

Ordering Information

WF2547 - 1 WR XX XX X X 1

No.of Row No.of pins Contact Plating Color Packaging
Single Row 02P~20P S0=Gold Flash/Tin W=White 0=PE Bag
S3=10u"Gold/Tin U=Blue T=Tube
S4=5u"Gold/Tin B=Black
S5=30u"Gold/Tin G0=Gold Flash
G3=10u"Gold
G4=5u"Gold
G5=30u"Gold
Blank=Tin

REV	DATE	MODIFICATION DESCRIPTION	CHANGE	OPERATION		DRAW	DATE	SCALE		FIT	PART NO.
				XX	±0.40			UNIT	SEE TAB		
AO	2012/09/08	NEW		X.XX	±0.25	JYHuang	2012/09/08	A4	1/1	1/1	WF2547-1WR19XX1
				X.XXX	±0.15						Customer NO.
				Angle	± 3'						

WCON-Dongguan WCON-Kunshan
Tel: +86 769 85358920 Tel: +86 512 57468408
Fax: +86 769 85358915 Fax: +86 512 57468468
E-mail: sales@wcon.com E-mail: sales@wcon.com