

**HSF**

**NOTES:**

Rated Current:1.0AMP  
 Contact Resistance:20mΩ max  
 Withstand Voltage:500V AC/DC  
 Insulation Resistance:1000MΩ min  
 Operation Temperature:-40°C to +105°C

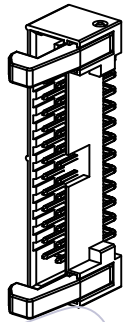
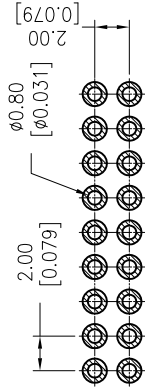
Housing Material:PA9T+30%GF(UL94V-0)  
 Latch Material:PA9T+30%GF(UL94V-0)  
 Contact Material:Brass  
 Contact plating:Au or Sn over Ni Plated  
 Fixed Axle Material:Brass  
 Fixed Axle plating:Ni Plated

**Ordering Information**

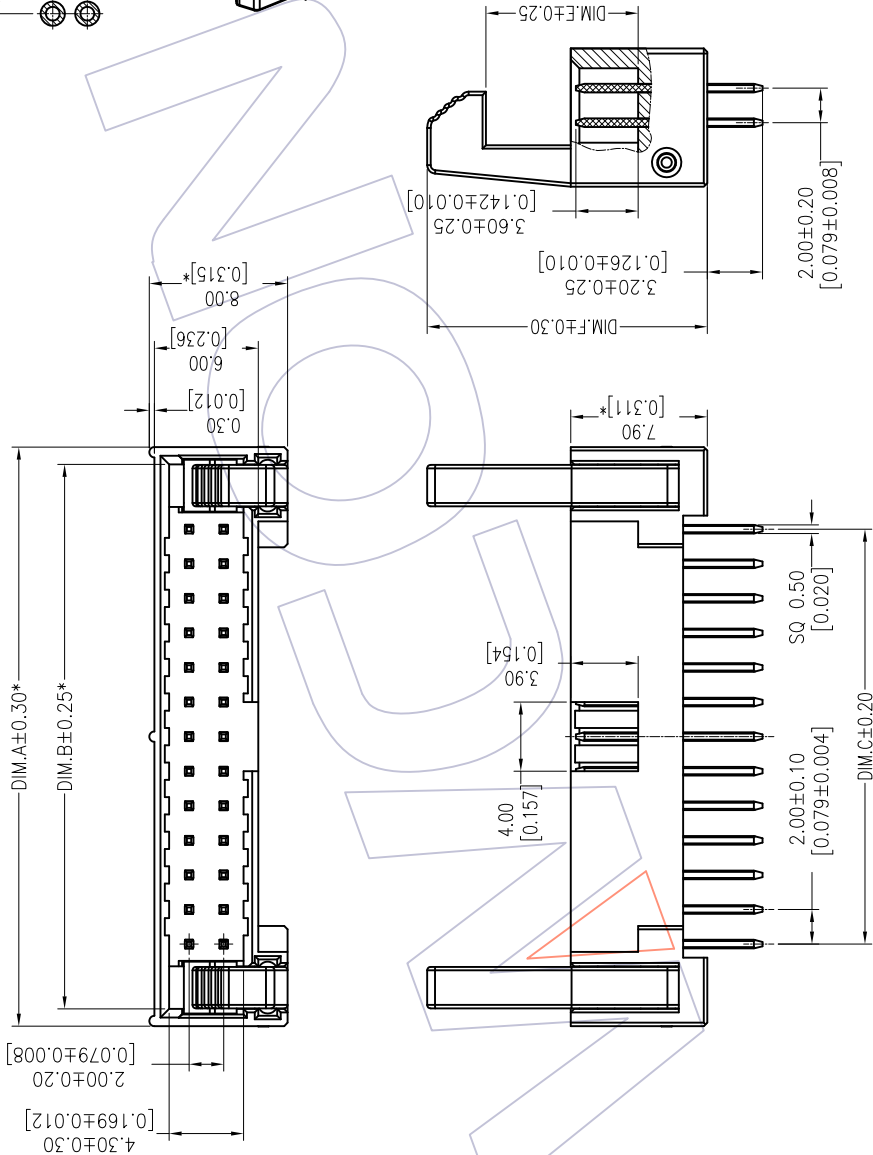
3223 - XX S XX B X X I

- No. of Pins 10 34
- 14 40
- 16 50
- 20 60
- 26 64
- 30
- Contract Plating G0=Gold Flash B=Black
- G1=3u"Gold
- G2=5u"Gold
- G3=10u"Gold
- G4=15u"Gold
- G5=30u"Gold
- S0=Gold Flash/Tin
- S1=3u"Gold/Tin
- S2=5u"Gold/Tin
- S3=10u"Gold/Tin
- S4=15u"Gold/Tin
- S5=30u"Gold/Tin
- SN=Tim
- Insulator Color B=Black
- Latch Type L=Long Latch S=Short Latch
- Packing T=Tube A=Tray

Recommended P. C. B Layout (Top Side)  
 (PCB BOARD TOLERANCE ± 0.05)



3D VIEW(REF.)  
 SCALE 1:2



PART NO.	DIM.E	DIM.F	DIM.C
3223-XXSXXBLX1	11.60	19.00	
3223-XXSXXBSX1	8.80	16.20	
No.Of POSITION	DIM.A	DIM.B	DIM.C
10	17.50	15.50	8.00
12	19.50	17.50	10.00
14	21.50	19.50	12.00
16	23.50	21.50	14.00
20	27.50	25.50	18.00
22	29.50	27.50	20.00
24	31.50	29.50	22.00
26	33.50	31.50	24.00
30	37.50	35.50	28.00
34	41.50	39.50	32.00
40	47.50	45.50	38.00
44	51.50	49.50	42.00
48	55.50	53.50	46.00
50	57.50	55.50	48.00
68	75.50	73.50	66.00

REV	DATE	MODIFICATION DESCRIPTION	CHANGE	DATE	OPERATION	DRAW	DATE	SCALE	FIT	PART NO.
A0	2013/11/04	NEW			X.X ±0.40 X.XX ±0.25 X.XXX ±0.15 Angle ± 3'	Tsingn CHECK APPROVE	2013/11/04	mm inch A4 1/1	mm inch A4 1/1	3223-XXSXXBXX1
										TITLE: 2. 00mm EJECTOR HEADER 180° DIP TYPE
										Customer NO.

**WCON**  
 Http: www.wcon.com

WCON-Dongguan  
 WCON-Kunshan  
 Tel: +86 769 85358920  
 Tel: +86 512 57468408  
 Fax: +86 769 85358915  
 Fax: +86 512 57468468  
 E-mail: sales@wcon.com  
 E-mail: sales@wcon.com